


# *Sunnyslope County Water District*



Reverse Osmosis Pilot Unit

## **2008 Water Quality Report**

# Sunnyslope County Water District

## *2008 Annual Drinking Water Quality Report*

**Este informe contiene información muy importante sobre su agua potable. Tradúzcalo o hable con alguien que lo entienda bien.**

We are pleased to present to you this year's Annual Water Quality Report. The purpose of this report is to increase your understanding and confidence in the quality of drinking water delivered to you by the Sunnyslope County Water District. Our constant goal is to provide you with a safe and dependable supply of drinking water.

Please note that tenants, employees and students may not receive the report since they are not direct customers of the District. You may make this report available to such people by distributing copies or posting in a conspicuous location.

### ***WATER QUALITY***

The District is pleased to report that our drinking water meets or is within all Federal and State requirements.

In order to ensure that your drinking water meets health standards, the Environmental Protection Agency prescribes specific limits for the amount of certain contaminants in drinking water. The presence of contaminants does not necessarily indicate that the water poses a health risk.

Sunnyslope County Water District routinely monitors for contaminants in your drinking water according to Federal and State laws. Unless otherwise noted, the following tables show the results of our monitoring for the period of *January 1<sup>st</sup> to December 31<sup>st</sup>, 2008*. The data presented in this report are from the most recent testing done in accordance with the regulations. All drinking water, including bottled drinking water, may be reasonably expected to contain at least small amounts of some contaminants. It's important to remember that the presence of these contaminants does not necessarily pose a health risk.

### ***WATER SOURCE***

The Sunnyslope County Water District, during the year 2008, obtained 76% of its potable drinking water from the District's four active deep groundwater wells located throughout the district, 19% from San Felipe surface water treated at the LESSALT Water Treatment Plant and 5% through distribution system inter-ties with the City of Hollister. Water quality monitoring information for these sources is available in the following sections.

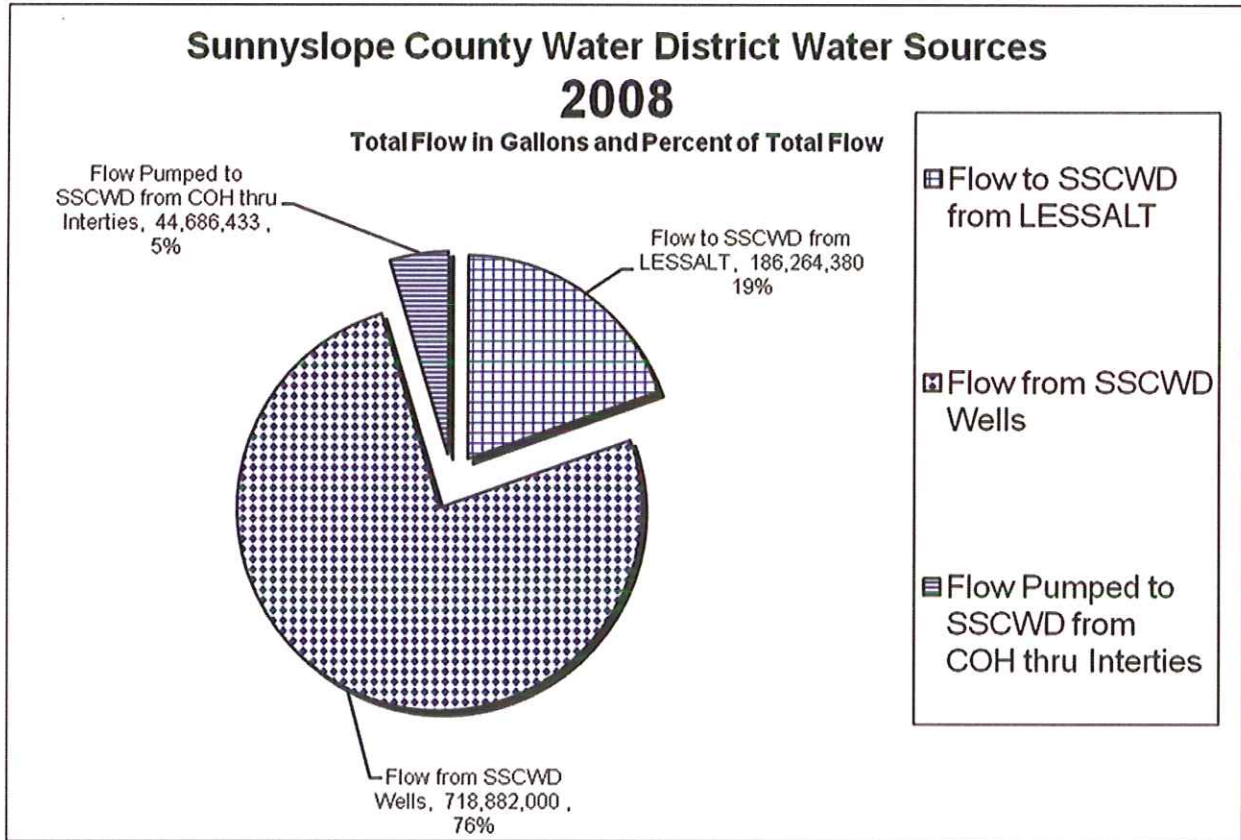
Other sources of drinking water (both tap water and bottled water) include rivers, lakes, streams, ponds, reservoirs and springs. As water travels over the surface of the land or through the ground, it dissolves naturally occurring minerals and, in some cases, radioactive material, and can pick up substances resulting from the presence of animals or from human activity.

Contaminants that may be present in source water include:

- ◆ Microbial contaminants, such as viruses and bacteria, which may come from sewage treatment plants, septic systems, agricultural livestock operations, and wildlife.
- ◆ Inorganic contaminants, such as salts and metals, that can be naturally-occurring or result from urban storm water runoff, industrial or domestic wastewater discharges, oil and gas production, mining, or farming.
- ◆ Pesticides and herbicides, that may come from a variety of sources such as agriculture, urban storm water runoff, and residential uses.
- ◆ Organic chemical contaminants, including synthetic and volatile organic chemicals that are byproducts of industrial processes and petroleum production, and can also come from gas stations, urban storm water runoff, and septic systems.

- ◆ Radioactive contaminants, that can be naturally occurring or be the result of oil and gas production and mining activities.

In order to ensure that your drinking water meets health standards, the United States Environmental Protection Agency and the California Department of Health Services Division of Drinking Water and Environmental Management prescribe regulations that limit the amount of certain contaminants in water provided by public water systems. Department regulations also establish limits for contaminants in bottled water that must provide the same protection for public health.



## ***DRINKING WATER SOURCE WATER ASSESSMENT AND PROTECTION***

**Groundwater:** An assessment of the Sunnyslope Ground Water Wells: 2, 5, 7, and 8 was completed in March 2002. These sources are considered most vulnerable to the following activities not associated with any detected contaminants: Agricultural Drainage, Low Density Septic Systems, Sewer collection systems, and Agricultural Wells.

**Surface Water:** An assessment of the LESSALT Water Treatment Plant Surface Water Source was completed in March 2002. This source is considered most vulnerable to the following activities not associated with any detected contaminants: Recreational Area, Government Agency Equipment Storage, Road, Streets, Septic Systems, Sewer Collection Systems, Grazing Animals, Farm Machinery, Wells, and Irrigation.

A copy of the summaries of these completed assessments may be viewed at:

Sunnyslope County Water District  
3570 Airline Highway  
Hollister, CA 95023-9702

## **DEFINITIONS**

To help you understand our test results on the following tables, we are providing the following definitions of terms and abbreviations you may not be familiar with.

**Primary Drinking Water Standards (PDWS)** - MCLs for contaminants that affect health along with their monitoring and reporting requirements, and water treatment requirements.

**Secondary Drinking Water Standards** - Refers to those constituents present in water, which do not affect the public health. These tests are performed to assure that your water meets certain unenforceable standards in appearance, odor, and taste.

**Maximum Contaminant Level (MCL)** - The highest level of a contaminant that is allowed in drinking water. Primary MCLs are set as close to the PHGs (or MCLGs) as is economically and technologically feasible. Secondary MCLs are to protect the odor, taste, and appearance of drinking water.

**Maximum Contaminant Level Goal (MCLG)** - The level of a contaminant in drinking water below which there is no known or expected risk to health. MCLGs allow for a margin of safety and are set by the U.S. Environmental Protection Agency.

**Public Health Goal (PHG)** - The level of a contaminant in drinking water below which there is no known or expected risk to health. The California Environmental Protection Agency sets PHGs.

**Maximum Residual Disinfectant Level (MRDL)** - The level of a disinfectant added for water treatment that may not be exceeded at the consumer's tap.

**Maximum Residual Disinfectant Level Goal (MRDLG)** - The level of a disinfectant added for water treatment below which there is no known or expected risk to health. MRDLGs are set by the U. S. Environmental Protection Agency.

**Non-Detects (ND)** - Laboratory analysis indicates not detected at reporting limit.

**Non-Applicable (NA)** - Is not applicable in this situation.

**Parts per million (ppm) or Milligrams per liter (mg/l)** - 1 per 1,000,000 - a measurement of concentration on a weight or volume basis.

**Parts per billion (ppb) or Micrograms per liter (ug/l)** - 1 per 1,000,000,000 - a measurement of concentration on a weight or volume basis.

**Picocuries per liter (pCi/L)** - Picocuries per liter is a measure of the radioactivity in water.

**Nephelometric Turbidity Unit (NTU)** - Nephelometric turbidity unit is a measure of the clarity of water. Turbidity in excess of 5 NTU is just noticeable to the average person.

**Trihalomethanes (THMs)** - These are produced in the course of treatment as by-products of the chlorination process. Some THMs are thought to be cancer causing agents at certain levels. The California Environmental Protection Agency MCL for TRIHALOMETHANES is 80 parts per billion (ppb).

**Methyl Tertiary – Butyl Ether (MTBE)** - This is a gasoline additive. It was most recently tested for in 2008 and was not detected in our water sources.

**Treatment Technique – (TT)** - A required process intended to reduce the level of a contaminant in drinking water.

**Notification Level – (NL)** - The concentration of a contaminant which, if exceeded, triggers treatment or other requirements which a water system must follow.

**Lead and Copper Testing** - The 1994 Federal Lead & Copper Rule mandates a household testing program for these substances. According to the rule, 90% of the samples taken from high-risk homes must have levels less than 0.015 milligrams per liter of lead and 1.3 milligrams per liter of copper. If our results are above the 90% Action Level, corrective measures are to be taken. A high risk home is defined as a structure that contains lead pipes or copper pipes with lead solder installed between January 1983 and June 1986. Sunnyslope County Water District Lead and Copper results have always been below the Notification Level.

New analytical instruments and techniques make it possible to measure quality of constituents in water that were undetectable in the past. The water quality results in this report show parts per million (ppm) or milligrams per liter (mg/l) and even parts per billion (ppb) or micrograms per liter (ug/l) of detectable substances.

Primary Regulated Contaminants							
Percent Flow From Each Water Source	76%	19%	5%	SSCWD = Sunnyslope County Water District Well Water Lessalt Surface = Surface Water Treatment Plant COH = City of Hollister Well Water			
Contaminant (Reporting Units)	SSCWD 4 Wells Avg (Range) Date	LESSALT Surface Avg (Range) Date	COH 7 Wells Avg (Range) Date	MCL	PHG (MCLG)	Typical Source of Contaminant	Health Effects Language
<b>Radioactive Contaminants</b>							
Gross Alpha (pCi/L)	3.40 (1.97-5.00) 11-18-08	2.19 (ND-6) 7-9-02	3.15 (ND - 8.39) 12-5-07	15	NA (0)	Decay of natural and man-made deposits	Certain minerals are radioactive and may emit a form of radiation known as alpha radiation. Some people who drink water containing alpha emitters in excess of the MCL over many years may have an increased risk of getting cancer.
Radium 228 (pCi/L)	ND (ND - <1.0) 10-19-05	ND (ND - <1.18) 10-24-05	0.028 (ND - 0.173) 12-5-07	2	NA (0)	Decay of natural and man-made deposits	Some people who drink water containing radium 226 or 228 in excess of the MCL over many years may have an increased risk of getting cancer.
Uranium (pCi/L)	NA	NA	3.55 (1.33 - 9) 12-5-07	20	0.43 (0)	Decay of natural and man-made deposits	Some people who drink water containing uranium in excess of the MCL over many years may have kidney problems or an increased risk of getting cancer.
<b>Inorganic Contaminants</b>							
Aluminum (ppm)	ND (NA) 10-15-08	0.066 (NA) 1-7-08	ND (NA) 4-25-08	1	0.6 (NA)	Erosion of natural deposits	Some people who drink water containing aluminum in excess of the MCL over many years may experience short-term gastrointestinal tract effects.
Arsenic (ppb)	1.7 (ND-4.8) 10-15-08	ND (NA) 1-7-08	1.3 (ND-3) 4-25-08	10	0.004 (NA)	Erosion of natural deposits; runoff from orchards	Some people who drink water containing arsenic in excess of the MCL over many years may experience skin damage or circulatory system problems, and may have an increased risk of getting cancer.
Barium (ppm)	ND (NA) 10-15-08	ND (NA) 1-7-08	27 (21 - 34) 4-25-08	1	1 (2)	Discharges from oil drilling wastes and from metal refineries; Erosion of natural deposits	Some people who drink water containing barium in excess of the MCL over many years may experience an increase in blood pressure.
Chromium (Total Cr) (ppb)	3 (ND-14) 10-15-08	ND (NA) 1-7-08	10 ND-15 4-25-08	50	NA (100)	Erosion of natural deposits	Some people who use water containing chromium in excess of the MCL over many years may experience allergic dermatitis.
Fluoride (ppm)	0.30 (0.22-0.40) 10-15-08	0.10 (NA) 1-7-08	0.36 (0.17-0.50) 10-15-08	2	1 (NA)	Erosion of natural deposits	Some people who drink water containing fluoride in excess of the federal MCL of 4 ppm over many years may get bone disease, including pain and tenderness of bones. Children who drink water containing fluoride in excess of the state MCL of 2 ppm may get mottled teeth. Mottling (dental fluorosis) may include brown staining and/or pitting of the teeth, and occurs only in developing teeth before they erupt from the gums.
Nitrate (ppm)	13.8 (2.1-27 <sup>1</sup> ) 10-15-08	2.6 (NA) 1-7-08	20 (3 - 41) 10-15-08	45	45 (NA)	Runoff and leaching from fertilizer use; leaching from septic tanks, sewage; erosion of natural deposits	Infants below the age of six months who drink water containing nitrate in excess of the MCL may quickly become seriously ill and, if untreated, may die. Symptoms include shortness of breath and blue baby syndrome. Pregnant women who drink water containing nitrate in excess of the MCL may experience anemia.
Selenium (ppb)	5.7 (3.8-9.7) 10-15-08	ND (NA) 1-7-08	1 (ND-6) 4-25-08	50	NA (50)	Erosion of natural deposits; runoff from livestock lots (feed additive)	Selenium is an essential nutrient. However, some people who drink water containing selenium in excess of the MCL over many years may experience hair or fingernail losses, numbness in fingers or toes, or circulation system problems.
<b>Distribution System Disinfection Byproducts – Disinfection Residuals</b>							
TTHM [Total trihalomethanes] (ppb) (MCL 80)	16.2 (0.87-170) 10-8-08					By-product of drinking water chlorination	Some people who drink water containing trihalomethanes in excess of the MCL over many years may experience liver, kidney, or central nervous system problems, and may have an increased risk of getting cancer.
HAA5 [Haloacetic Acids] (ppb) (MCL 60)	3.7 (ND-40) 10-8-08					By-product of drinking water disinfection	Some people who drink water containing haloacetic acids in excess of the MCL over many years may have an increased risk of getting cancer.
Chlorine (ppm) (MRDL 4.0)	0.51 (0.04-2.5) Daily					Drinking water disinfectant added for treatment	Some people who drink water containing chlorine well in excess of the MRDL could experience irritating effects to their eyes and nose or stomach discomfort.

Secondary Drinking Water Standards						
Percent Flow From Each Water Source	76%	19%	5%			
Contaminant (Reporting Units)	SSCWD 4 Wells Avg (Range) Date	LESSALT Surface Water Avg (Range) Date	COH 7 Wells Avg (Range) Date	MCL	PHG (MCLG)	Typical Source of Contaminant
Aluminum (ppb)	ND (NA) 10-15-08	0.066 (NA) 1-7-08	ND (NA) 4-25-08	200	NA (NA)	Erosion of natural deposits
Color (units)	ND (NA) 10-15-08	15 untreated <sup>2</sup> (NA) 1-7-08	1 (1) 4-25-08	15	NA (NA)	Naturally-occurring organic materials
Foaming Agents MBAS (ppb)	ND (NA) 10-15-08	ND (NA) 1-7-08	ND (NA) 10-15-08	500	NA (NA)	Municipal and Industrial waste discharges
Iron (ppb)	ND (NA) 10-15-08	94 (NA) 1-7-08	ND (NA) 10-15-08	300	NA (NA)	Leaching from natural deposits; industrial wastes
Manganese (ppb)	ND (NA) 10-15-08	ND (NA) 1-7-08	ND (NA) 10-15-08	50	NA (NA)	Leaching from natural deposits
Turbidity (NTU Units)	0.11 (ND-0.27) 10-15-08	0.03 treated (0.03-0.04) 12-31-08	0.06 (0.05-0.15) 4-25-08	5	NA (NA)	Soil runoff
Total Dissolved Solids (ppm)	776 (710-910) 10-15-08	250 (NA) 1-7-08	669 (162-1005) 10-15-08	1000	NA (NA)	Runoff/leaching from natural deposits
Specific Conductance (micromhos)	1248 (1200-1345) 10-15-08	530 (520-540) 7-7-08	1030 (250 - 1545) 10-15-08	1600	NA (NA)	Substances that form ions when in water; seawater influence
Chloride (ppm)	111 (88-143) 10-15-08	92 (NA) 1-7-08	81 (18 - 127) 10-15-08	500	NA (NA)	Runoff/leaching from natural deposits; seawater influence
Sulfate (ppm)	204 (180-245) 10-15-08	34 (NA) 1-7-08	167 (14 - 270) 10-15-08	500	NA (NA)	Runoff/leaching from natural deposits; industrial wastes

**Information Provided for Detected Unregulated Chemicals with no MCL**

Percent Flow From Each Water Source	76%	19%	5%		
Constituents (Reporting Units)	SSCWD 4 Wells Avg (Range) Date	LESSALT Surface Water Avg (Range) Date	COH 7 Wells Avg (Range) Date	Notification Level (NL)	Health Effects Language
Boron (ppm)	0.88 (0.8-1.0) 10-15-08	0.2 (0.2-0.2) 10-15-02	0.72 (0.2 - 1.29) 10-15-08	1	The babies of some pregnant women who drink water containing boron in excess of the notification level may have an increased risk of developmental effects, based on studies in laboratory animals.
Chromium, Hexavalent (CrVI) (ppb)	9.59 (7-12) 12-17-01	2 (NA) 2-17-04	7 (ND-17) 12-19-02	NA	NA
Vanadium (ppb)	4.8 (4-5) 2-26-03	4 (NA) 1-21-03	2.9 (ND - 8) 11-13-03	50	The babies of some pregnant women who drink water containing vanadium in excess of the notification level may have an increased risk of developmental effects, based on studies in laboratory animals.

*Numerous additional constituents were tested for and not detected.*

*The data presented in this report are from the most recent testing done in accordance with the regulations*

## Additional Water Quality Information

Percent Flow From Each Water Source	76%	19%	5%	Percent Flow From Each Water Source	76%	19%	5%
Constituents (Reporting Units)	SSCWD 4 Wells Avg (Range) Date	LESSALT SW Avg (Range) Date	COH 7 Wells Avg (Range) Date	Constituents (Reporting Units)	SSCWD 4 Wells Avg (Range) Date	LESSALT SW Avg (Range) Date	COH 7 Wells Avg (Range) Date
Total Hardness (as CaCO <sub>3</sub> ) (ppm)	415 (390-473) 10-15-08	113 (100-120) 12-29-08	314 (85-485) 10-15-08	Potassium (K) (ppm)	2.9 (2.5-3.3) 10-15-08	3.2 (NA) 1-7-08	2.4 (0.7 - 3.3) 10-15-08
Calcium (Ca) (ppm)	69 (52-92) 10-15-08	22 (20-25) 12-29-08	51 (26 -69) 10-15-08	Total Alkalinity (as CaCO <sub>3</sub> ) (ppm)	289 (270-316) 10-15-08	85 (70-130) 12-29-08	240 (72 - 344) 10-15-08
Magnesium (Mg) (ppm)	59 (53-67) 10-15-08	14 (13-15) 12-29-08	46 (5 - 78) 10-15-08	Bicarbonate (HCO <sub>3</sub> ) (ppm)	287 (270-300) 10-15-08	84 (70-130) 12-29-08	292 (88-420) 10-15-08
Sodium (Na) (ppm)	122 (110-140) 10-15-08	60 (NA) 1-7-08	95 (12 - 134) 10-15-08	pH (Laboratory) (units)	8.0 (7.6-8.2) 10-15-08	8.1 (6.5-8.8) 12-29-08	7.5 (6.9-7.9) 10-15-08
Bromide (Br) (ppm)	NA	0.31 (0.27-0.40) 12-29-08	NA	UV Absorbance at 254 nanometers (1/cm)	NA	0.071 (0.050-0.086) 12-29-08	NA
Silica Total (ppm)	30 (25-34) 10-15-08	NA (NA)	NA	Silica Dissolved (ppm)	30 (25-34) 10-15-08	NA (NA)	NA
Strontium (ppb)	1006 (760-1200) 10-15-08	NA (NA)	NA				

### Distribution System Customer Tap Sampling for Lead and Copper

Contaminant	No. Samples Collected	90 <sup>th</sup> Percentile Result	No. Sites Over NL	Notification Level	PHG (MCLG)	Likely Source of Contamination	Health Effects Language
Lead <sup>3</sup> (ppb) 7-21-08 7-23-08	41	6.6	2	15	2 (NA)	Internal corrosion of household plumbing systems; erosion of natural deposits	Infants and children who drink water containing lead in excess of the action level may experience delays in their physical or mental development. Children may show slight defects in attention span and learning abilities. Adults who drink this water over many years may develop kidney problems or high blood pressure.
Copper (ppm) 7-21-08 7-23-08	41	0.47	0	1.3	0.17 (NA)	Internal corrosion of household plumbing systems; erosion of natural deposits	Copper is an essential nutrient, but some people who drink water containing copper in excess of the action level over a relatively short amount of time may experience gastrointestinal distress. Some people who drink water containing copper in excess of the action level over many years may suffer liver or kidney damage. People with Wilson's Disease should consult their personal doctor.

<sup>1</sup> One of the twenty six Nitrate samples that Sunnyslope County Water District sampled for in 2008 was 27 ppm, which is below the MCL of 45 ppm but is above a point at which we increased our monitoring frequency for Well # 7.

Nitrate in drinking water at levels above 45 ppm is a health risk for infants of less than six months of age. Such nitrate levels in drinking water can interfere with the capacity of the infant's blood to carry oxygen, resulting in serious illness; symptoms include shortness of breath and blueness of the skin. Nitrate levels above 45 ppm may also affect the ability of the blood to carry oxygen in other individuals, such as pregnant women and those with specific enzyme deficiencies. If you are caring for an infant, or you are pregnant, you should ask advice from your health care provider.

<sup>2</sup> Surface Water entering the LESSALT Water Treatment Plant during winter months may have color. Following the treatment process, a large percentage of this color may be removed to produce finished water below the MCL of 15 color units before entering the distribution system. Color in water may result from the presence of natural metallic ions (iron, manganese, and copper), organic matter of vegetable or soil origin, and industrial wastes. The most common colors which occur in surface water are yellow and brown.

<sup>3</sup> Lead: If present, elevated levels of lead can cause serious health problems, especially for pregnant women and young children. Lead in drinking water is primarily from materials and components associated with service lines and home plumbing. Sunnyslope County Water District is responsible for providing high quality drinking water, but cannot control the variety of materials used in plumbing components. When your water has been sitting for several hours, you can minimize the potential for lead exposure by flushing your tap for 30 seconds to 2 minutes before using water for drinking or cooking. If you are concerned about lead in you water, you may wish to have your water tested. Information on lead in drinking water, testing methods, and steps you can take to minimize exposure is available from the Safe Drinking Water Hotline (1-800-426-4791) or at <http://www.epa.gov/safewater/lead>.

<b>Treatment of Surface Water Source / LESSALT Water Treatment Plant</b>	
Treatment Technique (TT) ♠: U S Filter Memcor Microfiltration Treatment Plant	Turbidity has no health effects. However, high levels of turbidity can interfere with disinfection and provide a medium for microbial growth. Turbidity may indicate the presence of disease-causing organisms. These organisms include bacteria, viruses, and parasites that can cause symptoms such as nausea, cramps, and diarrhea and associated headaches.
Turbidity Performance Standards ♠♠: This standard must be met through the water treatment process	<u>Turbidity of the filtered water must:</u> 1 - Be less than or equal to 0.1 NTU in 95% of measurements in a month. 2 - Not exceed 1.0 NTU at any time.
Lowest monthly percentage of samples that met Turbidity Performance Standard No. 1.	100%
Highest single turbidity measurement during the year	0.04 NTU
The number of violations of any surface water treatment requirements	None
Total Organic Carbon ♠♠♠ (ppm)	Raw 3.0 average (2.3 - 3.8 range) ♠ Treated 2.7 average (2.2 – 3.1 range)

♠ A required process intended to reduce the level of a contaminant in drinking water.

♠♠ Turbidity (measured in NTU) is a measurement of the cloudiness of water and is a good indicator of water quality and filtration performance. Turbidity results, which meet performance standards, are considered to be in compliance with filtration requirements.

♠♠♠ Total Organic Carbon (TOC) has no health effects. However, total organic carbon provides a medium for the formation of disinfection byproducts. These byproducts include trihalomethanes (THMs) and haloacetic acids (HAAs). Drinking water containing these byproducts in excess of the MCL may lead to adverse health effects, liver or kidney problems, or nervous system effects, and may lead to an increased risk of cancer.

2008 Water Production	2008 Average Monthly Water use per Single Family Residence <b>1,773 Cubic Feet or 13,261 Gallons</b>	
	January Lowest Month 956 Cubic Feet or 7,151 Gallons	June Highest Month 2,672 Cubic Feet or 19,987 Gallons
5229 Accounts	Average City Accounts	Average County Accounts
126,982,996 Total Cubic Feet or 949,832,813 Total Gallons or 2,915 Acre-Feet	1,590 Cubic Feet or 11,895 gallons	2,999 cubic Feet or 22,429 gallons
1 Cubic Foot = 7.48 Gallons ♠ 100 Cubic Feet = 748 Gallons ♠ 1 Acre Foot = 325,828 Gallons		

## **SUMMARY**

As you can see by the above tables, our system had no violations in 2008. We're proud that your drinking water meets or is within, all Federal and State requirements. We have learned through our monitoring and testing program that some contaminants have been detected.

Some people may be more vulnerable to contaminants in drinking water than the general population. Immuno-compromised persons, such as persons with cancer undergoing chemotherapy, persons who have undergone organ transplants, people with HIV/AIDS or other immune system disorders, some elderly, and infants can be particularly at risk from infections. These people should seek advice about drinking water from their health care providers. U. S. Environmental Protection Agency and Center for Disease Control guidelines on appropriate means to lessen the risk of infection by Cryptosporidium and other microbiological contaminants are available from the Safe Drinking Water Hotline (1-800-426-4791), the EPA website [www.epa.gov/safewater/hfacts.html](http://www.epa.gov/safewater/hfacts.html), and the California Department of Health Services web site [www.cdph.ca.gov/programs/Pages/DDWEM.aspx](http://www.cdph.ca.gov/programs/Pages/DDWEM.aspx).

At Sunnyslope County Water District, we work to provide top quality water to every tap, every day of the year. We ask that all of our customers help us protect our water sources, which are the heart of our community, our way of life, and our children's future.

If you have any questions about this report or concerning your water utility, please contact Bryan Yamaoka at (831) 637-4670. We want you, our valued customers to be informed about your water utility. If you wish to learn more, look on our web site: [www.sscwd.org](http://www.sscwd.org) or please attend any of our regularly scheduled Board meetings, held in our District Office at 3570 Airline Highway on the second Thursday of every month 5:15 p.m.



### ***FUTURE WATER & WASTEWATER QUALITY IMPROVEMENTS.***

Sunnyslope will be constructing a new wastewater treatment plant, a new groundwater treatment plant, and expanding the existing LESSALT surface water treatment plant in the near future to meet new federal and State of California requirements. Improved water quality from these projects will allow some drinking water customers to discontinue the use of their water softeners and some households will no longer need to purchase bottled water for cooking purposes. The upgrading of the wastewater treatment plant to produce recycled water, along with drinking water improvements, and the elimination of salt discharging water softeners will allow Sunnyslope to meet stringent waste discharge requirements for wastewater and recycle its wastewater for irrigation. Wastewater rates have been adjusted for the projected cost of improvements to upgrade the wastewater treatment plant. Water rates are expected to increase. The increase in water rates to some consumers should be partially offset by consumer savings due to the elimination of water softener costs, and costs to purchase bottled water for cooking.

### **FREQUENTLY ASKED QUESTIONS**

#### ***IS MY WATER SAFE TO DRINK?***

Water supplied by the Sunnyslope County Water District meets, or is within, the stringent State and Federal regulations. These regulations require close monitoring of all water supplies, and we must report a summary of water quality monitoring to our customers each year. Some people may be more vulnerable to contaminants in drinking water than the general population. Immuno-compromised persons, such as persons with cancer undergoing chemotherapy, persons who have undergone organ transplants, people with HIV/AIDS or other immune system disorders, some elderly, and infants can be particularly at risk from infections. These people should seek advice about drinking water from their health care providers. U. S. Environmental Protection Agency and Center for Disease Control guidelines on appropriate means to lessen the risk of infection by Cryptosporidium and other microbiological contaminants are available from the Safe Drinking Water Hotline (1-800-426-4791), the EPA website [www.epa.gov/safewater/hfacts.html](http://www.epa.gov/safewater/hfacts.html), and the California Department of Health Services web site [www.cdph.ca.gov/programs/Pages/DDWEM.aspx](http://www.cdph.ca.gov/programs/Pages/DDWEM.aspx).

#### ***HOW HARD IS OUR WATER?***

Water hardness is a result of dissolved minerals such as calcium and magnesium and occurs naturally in our water supply. There are no distinctly defined levels of what constitutes hard or soft water. Typically, if the amount of dissolved Calcium Carbonate (CaCO<sub>3</sub>) is above 130 ppm or 8 grains per gallon, water is considered hard and can cause scale to build up in pipes, on faucets, and leave white spots on dishware. The District's water hardness can range from 100 to 473 ppm or 6 to 28 grains per gallon, depending on your location within the District.

#### ***WHAT CAUSES MY WATER TO LOOK YELLOW/BROWN?***

The surface water source sometimes has trace amounts of Dissolved Iron and Manganese. When this water is treated and disinfected, these constituents precipitate out causing a yellow/brown color in the water, usually most visible in white bathtubs, sinks or toilets. This condition does not constitute a health risk and flushing your water pipes will usually remedy the situation. An additional source of color can be naturally occurring organic materials.

#### ***WHAT CAUSES MY WATER TO LOOK CLOUDY OR MILKY?***

Cloudy or milky water is usually due to air bubbles in the water. Distribution pipes carry water under pressure, meaning air is dissolved in the water. These bubbles initially make a glass of water appear cloudy, but will slowly rise and disappear.

#### ***WHAT CAUSES MY DRINKING WATER TO TASTE OR SMELL FUNNY?***

Taste comes from the dissolved minerals in the water. Following are the two most common reasons for poor tasting or smelling water.

1. Chlorine odor is usually a result of the chlorine used to disinfect the water supply. If the smell is particularly bothersome, let the water stand in an open container, the chlorine will dissipate. The container can then be covered for later use.
2. A rotten-egg odor in groundwater is caused by a non-toxic (in small amounts) amount of hydrogen sulfide dissolved in the water and usually comes from the hot water faucet. A remedy can be to slightly turn up the temperature in your hot water heater. In addition, if you let the water flush for a few seconds, the smell will disappear.

#### ***HOW OFTEN IS CHLORINE CHECKED IN THE WATER SYSTEM?***

Chlorine is added to the water pumped from the District's wells and the surface water source from the LESSALT Water Treatment Plant to provide a high degree of disinfection over a long period of time. We measure the chlorine residual at various locations throughout our water distribution system daily and on a continuous basis at the LESSALT Water Treatment Plant utilizing two continuous chlorine residual analyzers.

The weekly microbiological tests we perform look for presence of indicator organisms called coliform bacteria. If these indicator organisms are detected, there is a potential that other pathogenic (disease causing) organisms may be present. Our system is protected against microbiological contamination and the water you drink contains a small amount of chlorine to maintain a disinfectant capability. We have never detected E.Coli in our water system.

***IS FLUORIDE ADDED TO OUR DRINKING WATER?***

No, fluoride is not added to the District’s water supply. However, fluoride does occur naturally and is present in the water supply between 100 to 400 ppb. By comparison, the fluoride level does not exceed the California Maximum Contaminant Level of 2000 ppb.

***WHAT HAPPENS IF I USE A SELF-REGENERATING WATER SOFTENER?***

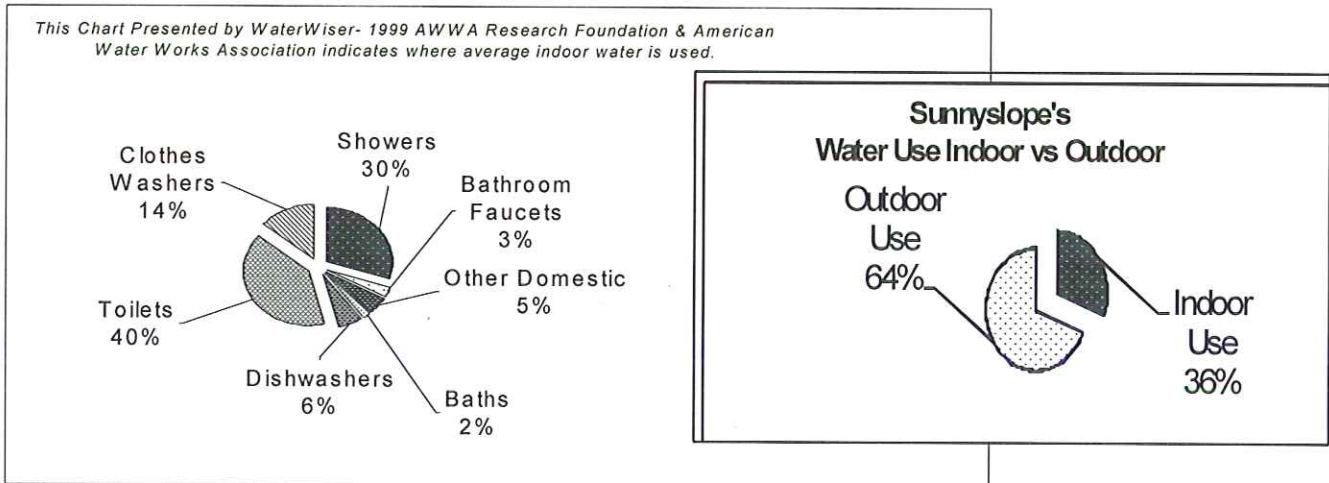
Self-regenerating water softeners use salt, the type that uses rock salt or potassium, and may deposit up to 600 pounds of brine into the sewer system and into the environment each year. That’s a problem because Sunnyslope County Water District wastewater treatment plant cannot remove these salts during the treatment process and these salts, along with our wastewater effluent, are recycled back into the groundwater. District Regulations require our wastewater customers who install a water softener to have either an “On-Demand” or “Replaceable Cartridge” type water softener. Our Regional Water Quality Control Board Discharge Permit requires us to reduce the salt byproducts in our wastewater effluent.

***IF I ALREADY OWN A SELF-REGENERATING WATER SOFTENER, WHAT CAN I DO TO LESSEN ITS IMPACT ON THE ENVIRONMENT?***

Water softeners use the least salt when they are set to regenerate “on demand”, after a certain amount of water has been processed, and not just on a timer. If you do not have an on-demand setting, make sure to turn the unit off when it is not being used, such as when you go on vacation. Also, set the unit at the lowest hardness level that will soften the water. Experiment with the settings to see what is acceptable to you.

***FOR ADDITIONAL DRINKING WATER INFORMATION.***

All drinking water, including bottled water, may reasonably be expected to contain at least small amounts of some contaminants. The presence of contaminants does not necessarily indicate that the water poses a health risk. More information about contaminants and potential health effects can be obtained by calling the Environmental Protection Agency’s Safe Drinking Water Hotline at 1-800-426-4791, by visiting their website [www.epa.gov/safewater/hfacts.html](http://www.epa.gov/safewater/hfacts.html), and by visiting the California Department of Health Services web site [www.cdph.ca.gov/programs/Pages/DDWEM.aspx](http://www.cdph.ca.gov/programs/Pages/DDWEM.aspx).



***WATER CONSERVATION Services to Help You Save Water and Save Money***

The Sunnyslope County Water District is an active participant with the Water Resources Association of San Benito County. One of the main programs of the Association is Water Conservation. The following activities are available to our customers for your benefit:

- ◆ High Efficiency Washing Machine Rebate of \$100.00 for residential customers. Energy Star© rated washing machines qualify.
- ◆ Free Ultra Low Flow Toilet to replace toilets older than 1992, for residential and commercial customers. Giveaway Day’s are scheduled every three months or buy your own and receive a \$75 rebate. Special rules apply.
- ◆ Rebates are available to customers who already own a currently working water softener installed prior to 1999 and are willing to replace or demolish the softener. Rebates are from \$150-\$300, call for details.

- ◆ Free Home & Landscape Water Audits, which evaluate your sprinkler systems and help detect leaks. Includes Free showerhead, faucet aerators, garden hose nozzles, and water conservation literature.
- ◆ Resource library of books on landscaping. Information on drought/native plants for San Benito County.
- ◆ Technical assistance and Green Business Program for businesses.
- ◆ Water education programs for schools or service organizations. A Water Conservation Specialist is available to give presentations and/or take groups on fieldtrips to the local treatment plants.
- ◆ MAY is "Water Awareness Month".

For additional information and assistance on the above Water Conservation Programs and Activities, call the Water Conservation Specialist at: (831) 637-4378 or visit their web site: [www.wrasbc.org](http://www.wrasbc.org) (click on water conservation).

### **READING YOUR WATER METER**

Your water meter can tell you how much water you're using during a given time period, and can help you monitor the amount of water you use indoors and outdoors on a daily basis. It can also help you figure out how much water each appliance uses, and whether there is a leak inside or outside the house. But first, you'll need to learn to read it.

#### ***How is my meter read?***

The Sunnyslope County Water District reads meters on a monthly cycle, which is the basis for your water bills. District personnel read every meter every month.

The District has recently completed installing "state of the art" radio read meters. These meters transmit your meter reading to a remote reading device. (If your meter is the new radio read type, there will be a black disk on top of your meter box lid. Care must be taken when removing the lid not to damage the wire connected to the water meter. Any damage to this device will be the responsibility of the property owner.)

#### ***How can I check my water usage?***

It is important that you know how to read your meter to understand how much water you are using or to find out if you have a "hidden leak".

You will most likely find your meter in front of your home or business, in the ground, surrounded by a concrete box and covered with a concrete lid.

To read your meter, carefully open the metal meter-reading lid. To know how much water you use, read all the numbers on the face of the water meter including any stationary numbers. Remove the two right digits then subtract the current reading you just took from the last reading on your most current water bill. This will give you the total water used in 100 cubic feet since your meter was last read. The bill you receive charges for every 100 cubic foot increment. To convert the usage to gallons multiply by 748.

#### ***How do I check for a small leak?***

You can also measure smaller amounts of water used to detect a leak. First, make sure all faucets and water-using appliances in and around your home are turned off. Even a small drip will be detected by your water meter. Depending on the meter manufacturer, the meter will have a sweep hand or a small dial. If any movement on the meter dials is observed, water is flowing through the meter indicating a leak. Check for moisture or wet spots under sinks, around toilets or in other areas where leaks might occur. If necessary, call a plumber for help.

#### ***What causes the water pipes in my home to rattle or vibrate?***

If the water pipes in your home vibrate in the walls, this condition is known as water hammer. Generally, the cause can be traced to a faulty ball cock in one of the household toilet tanks or a faulty pressure regulator. If necessary, call a plumber for help.

## **BILLING AND PAYMENTS**

**Bills** are generated monthly between the 20<sup>th</sup> and last working day of the month, being mailed on the last working day of the month. Bills are due and payable upon presentation and become delinquent after the 20<sup>th</sup> of the month.

**Payments** may be made by mail, in our "drop boxes", or in person at our office located at 3570 Airline Highway. Payments may also be made by phone using a credit card by calling 831-637-4670 and finally, payments may be made electronically by signing up for our free automatic payment service by completing and returning the application form which is available on our website at [www.sscwd.org](http://www.sscwd.org)